


SOLAR ARRAY AND CHARGE CONTROL INTERFACE (SACI) PAYLOAD AND POWER INTERFACE (PAPI) McLASI™



The SACI, PAPI, and McLASI boards provide a complete spacecraft power distribution system solution. The SACI Board provides a solar array and battery interface complete with battery charge control and telemetry feedback capability. The PAPI and McLASI boards are general purpose switching cards which are controlled via the SACI. Multiple PAPI/McLASI boards may be combined to increase the system capabilities.


The SACI, McLASI, and PAPI are designed to be compatible with a 3U form factor and provide interfaces for a 3U cPCI backplane. In such a setup, the SACI and PAPI may be used as part of an Integrated Avionics Unit—combining C&DH and EPS functions in one compact assembly.

TYPICAL 3U SACI FEATURES


- Charge Control & Solar Array Interface Card
- 10 Solar Array String Inputs with Shunt Option
- 20 Switched 28V Outputs @ 2A (derated)
- Software Battery Charging with HW Backup
- Autonomous Charging of Dead Battery
- Switch Command & Telemetry Interface
- Discrete commanding for up to 74 switches in the system
- Solar Array / Battery / Load Current Telemetry
- Battery Voltage Telemetry
- 12 A Total Throughput Current

DIMENSIONS AND MASS


- Dimensions: 3U Form Factor
- Mass: <0.25 kg



© SEC Consultants



© AFRL



© NASA

SACI/PAPI/McLASI BOARDS

SACI TYPICAL FEATURES

- Charge Control & Solar Array Interface Card
- 14 Solar Array String Inputs @ 6.9 A (derated)
- 12/14 Array Strings Switched
- Software Battery Charging with HW Backup
- Autonomous Charging of Dead Battery
- Switch Command & Telemetry Interface
- Controls up to 3 LASI Cards
- Solar Array / Battery / Load Current Telemetry
- Battery Voltage Telemetry
- 8 PRT Sensor Interfaces
- 3 Low Voltage Switched Outputs @ 5 V, +/-15 V
- 20 A Total Throughput Current
- RS-422 Interface

DIMENSIONS AND MASS

- Dimensions: 112 mm x 218 mm x 36 mm
- Mass: <0.32 kg

SACI, McLASI, and PAPI are intended to be used in an integrated avionics unit. In such a system, a SACI is used together with a custom backplane that also acts as a cPCI backplane. Multiple switching boards may be used to provide the required switched outputs. A typical system may include 60 or more switched outputs. Any cPCI boards such as a CPU and MOAB may be added in the same system to provide a complete spacecraft C&DH and EPS avionics unit. The SACI board is available as a secondary backplane or as 3U version for systems with slightly lower current requirements and no more than 74 switched channels.

PAPI TYPICAL PAPI FEATURES

- 5 Arm/On/Off Outputs @ 6.9 A each (derated)
- 10 On/Off Outputs @ 6.9 A each (derated)
- 2 Arm/On/Off Outputs @ 1.2 A each (derated)
- 6 On/Off Outputs @ 1.2 A each (derated)
- 15 A Throughput Current
- Bus Voltage Telemetry
- Total Card Current Telemetry
- Switch Status Telemetry

DIMENSIONS AND MASS

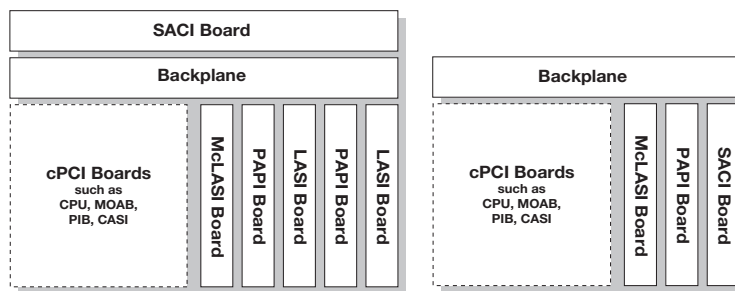
- Dimensions: 3U Form Factor
- Mass: <0.22 kg

McLASI TYPICAL FEATURES

- 4 On/Off Outputs @ 15 A each (derated)
- 3 Torque Rod Power Outputs (H-Bridge)
- Valve and/or Motor Driver Circuitry
- 20 A Throughput Current
- Bus Voltage Telemetry
- Total Card Current Telemetry
- Switch Status Telemetry

DIMENSIONS AND MASS

- Dimensions: 3U Form Factor
- Mass: <0.20 kg



MOOG
SPACE AND DEFENSE GROUP

2228 W. Guadalupe Road
Gilbert, AZ 85233
www.moog.com/space



MoogSpace and Defense



@MoogSDG



@MoogSDG



@MoogSDG



@MoogInc

Equipment described herein falls under the jurisdiction of the EAR and may require US Government Authorization for export purposes. Diversion contrary to US law is prohibited.

© 2019 Moog, Inc. All rights reserved.

Product and company names listed are trademarks or trade names of their respective companies.